



सत्यमेव जयते

Prime Minister Employment Generation Program

Scheme

User Manual for Second Loan

Prepared By



Trust Fintech Limited

Powered By

इंडियन बैंक



Indian Bank

इलाहाबाद

ALLAHABAD

आपका अपना बैंक, हर कदम आपके साथ
YOUR OWN BANK, ALWAYS WITH YOU



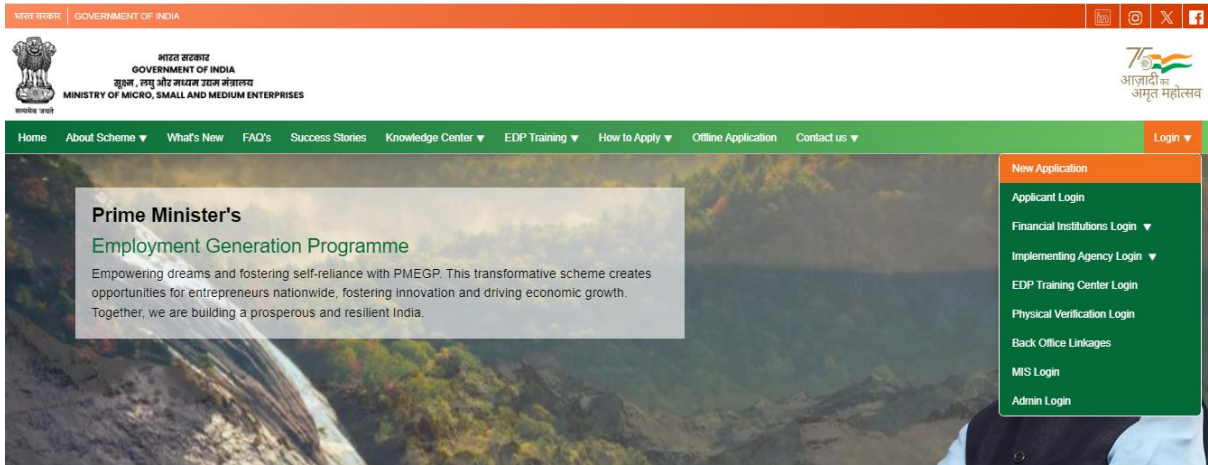
Contents

1. Login:	3
2. Edit Application:	4
3. Upload Documents:	6
4. Final Submission:	7
5. Current Status:	8

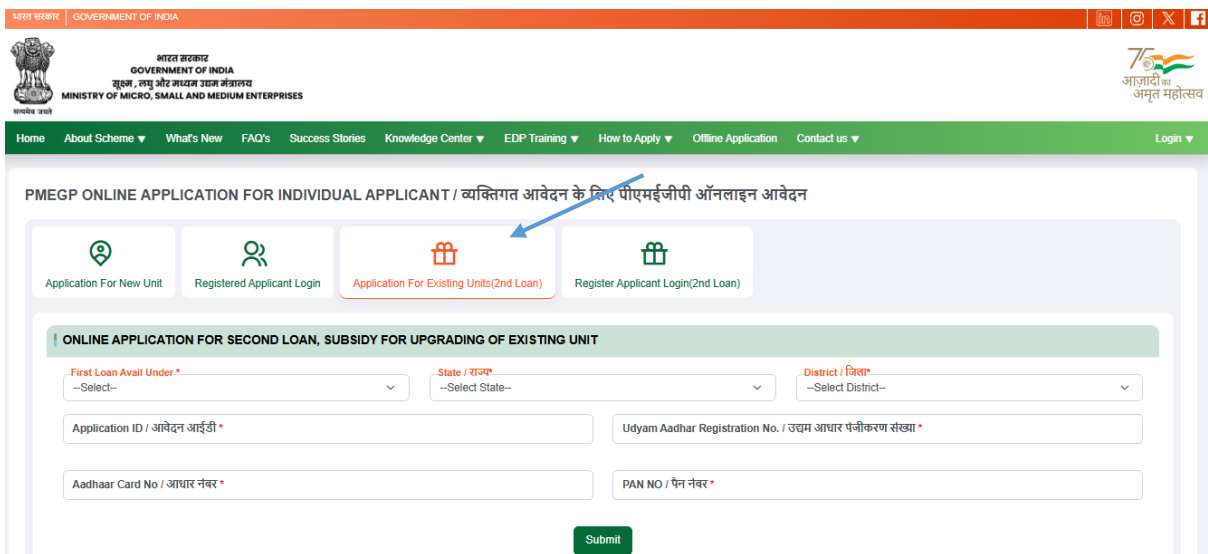


1. Login:

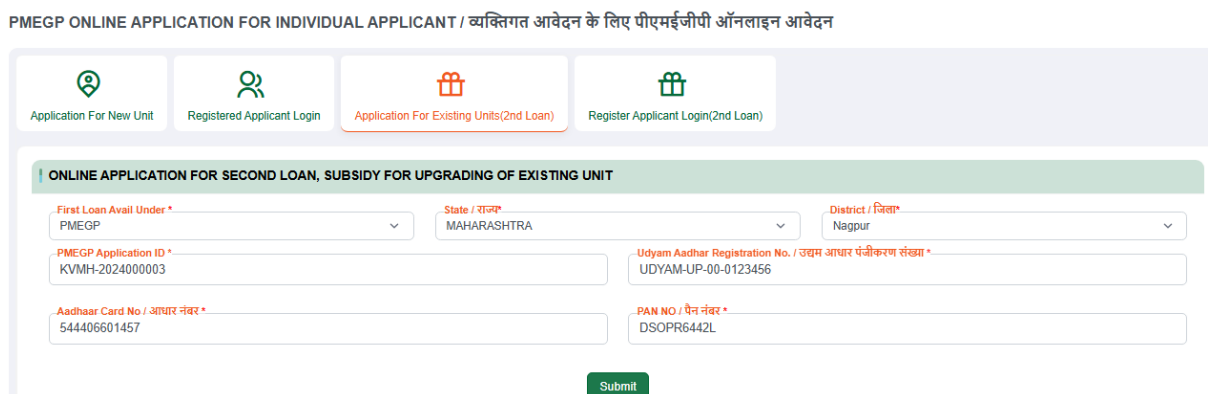
Step 1: Navigate to the Login option and click on the New Application for Applying for Second loan.



Step 2: Click on the Third option- **Application for Existing Units (2nd loan)** shown in the below image to apply for second loan:

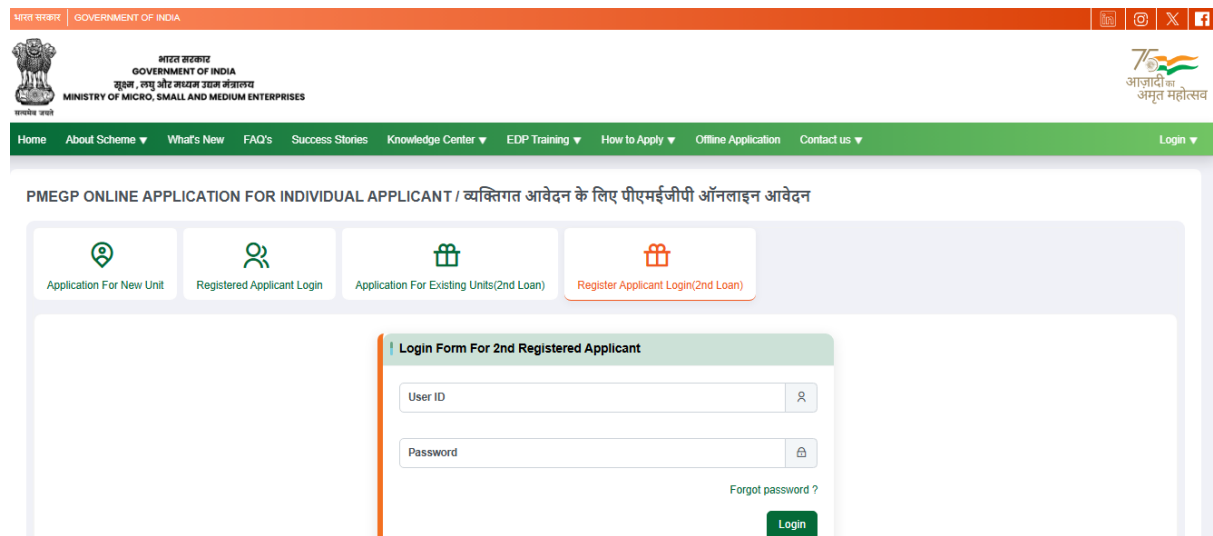


Step 3: Enter all the previous application details and other details to proceed for generation of new application login details.

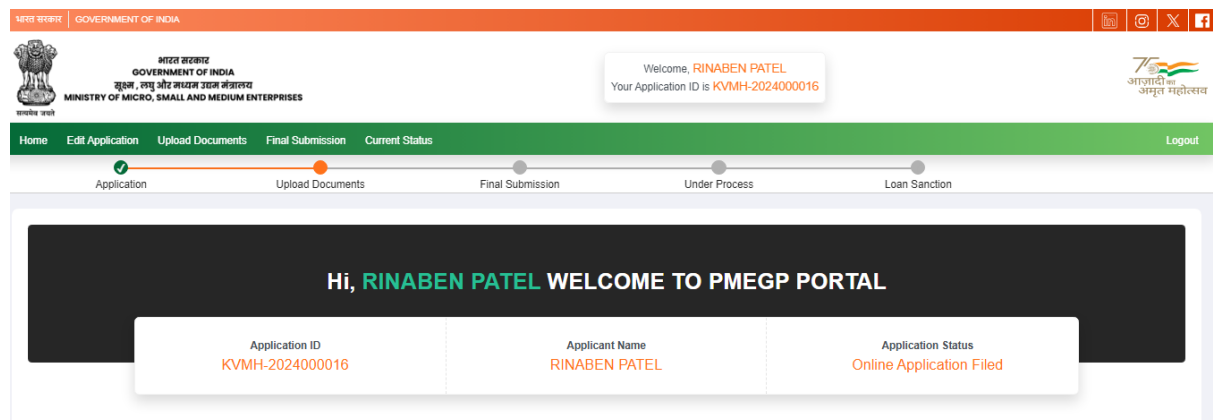




Step 4: Once the application is submitted login details will be shared on Registered Mobile number of the applicant and the applicant can login using the forth option **Registered Applicant Login (2nd login)**.



Step 5: Entering the valid login credentials will navigate the applicant to the Home screen as shown below:



2. Edit Application:

Step 6: Click on the Edit application option to enter all the mandatory details required for the application.

Enter the details shown below:

- i. Email ID
- ii. Mobile No
- iii. Date of Complete Repayment of Loan
- iv. Repayment Amount
- v. Unit Name
- vi. GST number
- vii. Establishment Year
- viii. Cost for Second Loan: Capital Expenditure, Working Capital, Total Amount



- ix. No of Employees
- x. Change Bank details if required, by default the Bank details of the previous sanction will be populated.

भारत सरकार | GOVERNMENT OF INDIA

भारत सरकार
GOVERNMENT OF INDIA
सूक्ष्म, लघु और मध्यम उद्यम मंत्रालय
MINISTRY OF MICRO, SMALL AND MEDIUM ENTERPRISES

Welcome, **RINABEN PATEL**
Your Application ID is **KVMH-2024000016**

75
आजादी का
अमृत महोत्सव

Home
Logout

Application

Upload Documents

Final Submission

Under Process

Loan Sanction

APPLICATION DETAILS FOR PMEGP

Applicant id / आवेदक आईडी *

Implementing Agency / कार्यालय एजेंसी *

Aadhar Card No / आधार नंबर *

Title

Name of Applicant / आवेदक का नाम *

State / राज्य *

District / जिला *

Udyam Aadhar Registration No / उद्यम आधार पंजीकरण संख्या *

eMail / ईमेल *

Mobile No. / मोबाइल नंबर *

PAN NO / पैन नंबर *

First Loan Details

First Loan Avail Under*

Loan Sanction Date *

Date of Complete Repayment *

Repayment Amount / चुकौती राशि

Existing Unit Details

Unit Name / इकाई का नाम *

GSTN No. / जीएसटीएन नंबर *

Establishment Year / स्थापना वर्ष *

Unit Location / इकाई का स्थान *

Unit Address / पता *
Hanuman Nagar

Taluka / Block / तालुका / ब्लॉक *

District / जिला *

Pin / पिन कोड *

Project Information

Type of Activity / गतिविधि का प्रकार *

Select Industry/Activity

Sr No	NIC Code	Product Description	Action
1	17021	Manufacture of corrugated paper and paperboard	Delete
2	17022	Manufacture of corrugated paper board containers	Delete

Cost For Second Loan / परियोजना की लागत

Capital Expenditure / पूंजीगत व्यय *

Working Capital / कार्यशील पूंजी

Total / कुल

No. Of Employees / रोजगारों की संख्या *

Financing Bank

Bank Name / बैंक का नाम *

IFSC / Bank Code *

Branch Name / शाखा का नाम *

Address / पता *

District / जिला *

I hereby declare that information given above is true to the best of my knowledge. Any information to be found incorrect / false / wrong , I shall be liable for suitable Action/ मैं एतद घोषणा करता हूँ कि ऊपर दी गई जानकारी मेरे सर्वोत्तम ज्ञान के लिए सही है। किसी भी जानकारी के गलत/गुटिपूर्ण/असत्य पाए जाने कि स्थिति में, मैं उचित कार्रवाई के लिए स्वयं उत्तरदायी रहूँगा।

Update



3. Upload Documents:

Step 7: Click on the Upload Documents option to upload all the listed documents. Once uploaded all the documents click on the save button to proceed further.

The screenshot shows the 'ONLINE APPLICANT DOCUMENT / CERTIFICATE UPLOAD FORM' for RINABEN PATEL (Application ID: KVMH-2024000016). The user is currently in the 'Upload Documents' step of the process. The form displays a list of documents to be uploaded, each with a file size limit of 1MB and a 'Choose File' button. The documents listed are:

- Passport Size Photo (file size should not more than 1MB) - images.jpg
- Previous Sanction Letter issued by Bank (file size should not more than 1MB) - ITR 1 Notifile... 2021-22.pdf
- PMEGP Sign Board of the Unit (file size should not more than 1MB) - Aadhar Card-1.jpg
- Bank certificate For Full Loan Repayment (file size should not more than 1MB) - Driving-Lice...harashtra.jpg
- Project Report For Expansion / Upgrading the unit (file size should not more than 1MB) - ITR 1 Notifile... 2021-22.pdf
- Udyog Aadhar Registration Certificate (file size should not more than 1MB) - Inspection Report.jpg
- Bank Consent Letter (file size should not more than 1MB) - Green-Card.jpg
- IT Return (Last 3 years) (file size should not more than 1MB) - Aadhar Card-2.jpg
- Annual Account Certified By CA (Last 3 years) (file size should not more than 1MB) - ITR 1 Notifile... 2022-23.pdf

A 'Save' button is located at the bottom of the form.



4. Final Submission:

Step 9: Click on the Final submission option to get a detailed preview of all the details filled in the Application form and the documents uploaded as per the **Step 7** and **Step 8**.

भारत सरकार | GOVERNMENT OF INDIA

भारत सरकार
GOVERNMENT OF INDIA
सूक्ष्म, लघु और मध्यम उद्यम मंत्रालय
MINISTRY OF MICRO, SMALL AND MEDIUM ENTERPRISES

Welcome, **RINABEN PATEL**
Your Application ID is **KVMH-2024000016**

75
आज़ादी का
अमृत महोत्सव

Home
Edit Application
Upload Documents
Final Submission
Current Status
Logout

Application
Upload Documents
Final Submission
Under Process
Loan Sanction

APPLICATION DETAILS FOR PMEGP

Applicant id / आवेदक आईडी *	Implementing Agency / कार्यान्वयन एजेंसी *	Aadhar Card No / आधार नंबर *
KVMH-2024000016	KVIC (Khadi and Village Industries Commission)	192932785798
Title	Name of Applicant / आवेदक का नाम *	
Shri	RINABEN PATEL	
State / राज्य*	District / जिला*	Udyam Aadhar Registration No / उद्यम आधार पंजीकरण संख्या *
MAHARASHTRA	Nagpur	UDYAM-BR-01-0000076
eMail / ईमेल *	Mobile No. / मोबाइल नंबर *	PAN NO / पैन नंबर *
abhishek@gmail.com	8529637458	GLTPB6444p

First Loan Details

First Loan Avail Under*		
PMEGP		
Loan Sanction Date *	Date of Complete Repayment *	Repayment Amount / चुकीं राशि*
25-11-2024 00:00:00	28-11-2024 00:00:00	2133.00

Existing Unit Details

Unit Name / इकाई का नाम *	GSTN No. / जीएसटीएन नंबर *	Establishment Year / स्थापना वर्ष *
Test	22AAAAA0000A1Z5	2024
Unit Location / इकाई का स्थान *	Unit Address / पत्राचार हेतु पता *	
Rural	Hanuman Nagar	
Taluka / Block / तालुका / ब्लॉक *	District / जिला*	Pin / पिन कोड *
Nagpur	Nagpur	440009

Project Information

Type of Activity / गतिविधि का प्रकार *
Manufacturing Select Industry/Activity

Sr No	NIC Code	Product Description	Action
1	17021	Manufacture of corrugated paper and paperboard	Delete
2	17022	Manufacture of corrugated paper board containers	Delete

Cost For Second Loan / परियोजना की लागत			
Capital Expenditure / पूंजीगत व्यय*	Working Capital / कार्यशील पूंजी*	Total / कुल	No. Of Employees / सेवगारों की संख्या*
645475.00	300.00	645775.00	34543

Financing Bank

Bank Name / बैंक का नाम *		
ICICI BANK LTD		
IFSC / Bank Code *	Select Bank IFSC Code and Address	Branch Name / शाखा का नाम*
ICIC0003350		KORADI ROAD NAGPUR
Address / पता *	District / जिला *	
ICICI Bank Ltd., Morya Apartment, 1 Shree Ganesh Nagr	NAGPUR	

List Of Document Upload

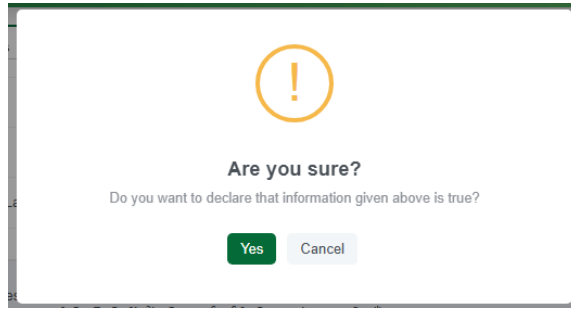
Sr No	File Name	Path
1	Passport Size Photo	Download
2	Previous Sanction Letter issued by Bank	Download
3	PMEGP Sign Board of the Unit	Download

I hereby declare that information given above is true to the best of my knowledge. Any information to be found incorrect /false / wrong , I shall be liable for suitable Action/ मैं एवद घोषणा करता हूँ कि ऊपर दी गई जानकारी मेरे सर्वोत्तम ज्ञान के लिए सही है। किसी भी जानकारी के गलत/गुटिपूर्ण/असत्य पाए जाने के स्थिति में, मैं उचित कार्रवाई के लिए स्वयं उत्तरदायी रहूँगा।

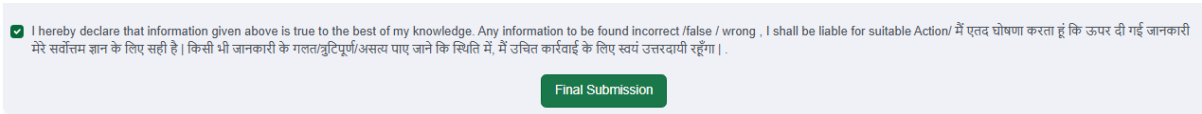
7 | Page



Step 10: Click on the checkmark for further declaration and submission of the application.



Click on the Yes button to proceed further and Click on the Final Submission button given in the below image.



After Final submission the application will be forwarded to the Implementing Agency for further processing.

5. Current Status:

Step 11: Click on the Current status menu to get the updated status of the application.

भारत सरकार | GOVERNMENT OF INDIA

भारत सरकार
GOVERNMENT OF INDIA
सूक्ष्म, लघु और मध्यम उद्यम निकाय
MINISTRY OF MICRO, SMALL AND MEDIUM ENTERPRISES

Welcome, **RINABEN PATEL**
Your Application ID is **KVMH-2024000016**

75
आज़ादी का
अमृत महोत्सव

Home
Edit Application
Upload Documents
Final Submission
Current Status
Logout

Application
Upload Documents
Final Submission
Under Process
Loan Sanction

Application Status

Application ID	Sr. No.	Date	Status	Remarks	Remarks By
KVMH-2024000016	1	27-11-2024	Online Application Filed	PART-2 of the application is completed	Applicant
	2	28-11-2024	Online Application Filed	PART-2 of the application is completed	Applicant
	3	29-11-2024	Document Uploaded	Files uploaded successfully	Applicant
	4	30-11-2024	Application Submitted	Status updated for final submission	Applicant